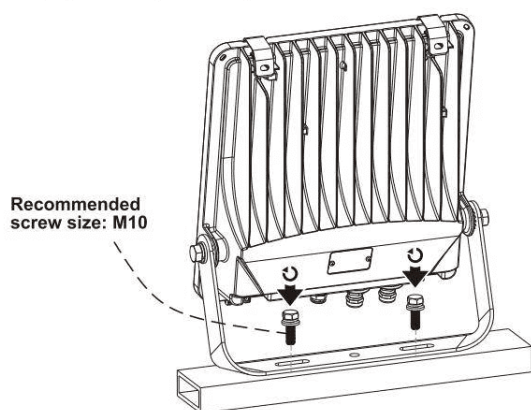




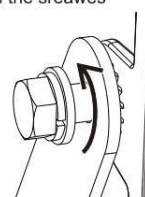
- Installation and wiring of luminaire must be in accordance with all applicable local codes.
- Installation, inspection, and maintenance of luminaires should be performed by a qualified electrician.
- **DO NOT** make or alter any open holes in the luminaire. Do not modify the luminaire.
- **DO NOT** install damaged product.
- Make sure electrical power is **OFF** before and during installation and maintenance.
- Make sure the equipment is properly grounded.
- Make sure the supply voltage is same as the rated fixture voltage.

This is not an included accessory and need to be sourced separately.

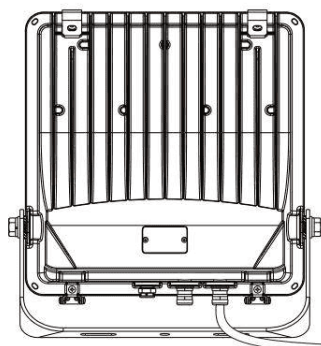


#### Rotatable Angle

loosen the screws



#### Connect Wires



#### AC cords

<b>L</b> brown	black
<b>N</b> blue	white
<b>⏚</b> yellow/green	green



Warning! Do not wire dim cord to high voltage, or dim function will fail.

#### DIM cords

Note: color for dim cords subject to the cable label on luminaire